

File No. 28/1/2020-PAP

Government of India
Ministry of Communications
Department of Posts
[Establishment Division/P.A.P. Section]

Dak Bhawan, Sansad Marg,
New Delhi-110001

Dated: 21st February, 2022.

To


1. All Chief Postmasters General/ Postmasters General
2. Chief General Manager, BD Dte/Parcel Directorate/ PLI Directorate
3. Director RAKNPA/ GM CEPT/ Directors of All PTCs,
4. Addl. Director General, Army Postal Service, R.K. Puram, New Delhi
5. All General Managers (Finance)/ DAP/ DDAP

Sub: Central Government Employees Group Insurance Scheme –1980 – Table of Benefits for the savings fund for the period from 01.10.2021 to 31.12.2021 & 01.01.2022 to 31.03.2022.

Sir/Madam,

I am directed to forward herewith a copy of Ministry of Finance, Department of Expenditure's OM No. 7(2)/EV/2016 dated 10.11.2021 & 11.02.2022, containing the Table of Benefits from the Saving Fund accumulations under the Central Government Group Insurance Scheme, 1980 for the period from 01.10.2021 to 31.12.2021 & 01.01.2022 to 31.03.2022 respectively for information and necessary action.

Yours Faithfully,


(Sapna)

Assistant Director General (Estt.)

Phone No.: 011-23096191

Encl: As above.

Copy to:

1. PPS to Secretary (Posts)/ PS to Director General Postal Services.
2. Addl. DG (Co-ordination)/ Member (P)/ Member (O)/Member (PLI)/ Member (Banking)/ Member (Tech)/ Member (Plg & HRD)
3. AS & FA
4. Sr. DDG (Vig) & CVO/ Sr. DDG (PAF)/ Director General P&T (Audit)
5. Secretary, Postal Services Board
6. Chief Engineer (Civil) Postal Directorate
7. All Sections of Postal Directorate
8. All recognized Federations/ Unions/ Associations
9. GM, CEPT for uploading the order on the India Post website
10. Guard File/Spare Copies.

File No. Y-43-3/2022-PE-II
Government of India
Ministry of Communications
Department of Posts
Establishment Division

Dak Bhawan, Sansad Marg,
New Delhi-110001

Dated: 16.02.2022

OFFICE NOTE


Subject: Information sought by Press Information Bureau-reg.

Kindly refer to your office communication letter bearing No. No. Z-92/5/2022-Coord. /O&M dated 14.02.2022 regarding Information sought by Press Information Bureau.

2. In this regard, the information from PE-II section is as follows.

- i. Calendar of Events/Initiatives of the Department of FY 2022-23. The information may be considered as NIL.
- ii. Major Achievements of the Department in the Past 8 years. Establishment Division has created Circles, Regions and Directorate in the last 8 years. Detailed list has been enclosed as annexure.

Yours faithfully,


(SAPNA)

Assistant Director General (ESTT)

ADG (Pen) - with a request to include the aforesaid information while sending consolidated reply from Establishment Division to Coord. Division.

No. 7(2)/EV/2016
Government of India
Ministry of Finance
Department of Expenditure
E-V Branch


New Delhi, the // February, 2022

OFFICE MEMORANDUM

Sub: Central Government Employees Group Insurance Scheme-1980 - Tables of Benefits for the savings fund for the period from 01.01.2022 to 31.03.2022.

The Tables of Benefits for Savings Fund to the beneficiaries under the Central Government Employees Group Insurance Scheme-1980, which are being issued on a quarterly basis from 01.01.2017 onwards, as brought out in this Ministry's OM of even number dated 17.03.2017, for the quarter from 01.01.2022 to 31.03.2022, as worked out by IRDA based on the interest rate of 7.1% per annum (compounded quarterly) as notified by the Department of Economic Affairs as per their Resolution No. 5(4)-B(PD)/2021 dated 03.01.2022, are enclosed.

2. The Tables enclosed are of two categories as per the existing practice. As hitherto, the first Table of Benefits for the savings fund of the scheme is based on the subscription of Rs.10 p.m. from 1.1.1982 to 31.12.1989 and Rs.15 p.m. w.e.f. 1.1.1990 onwards. The second Table of Benefits for savings fund is based on a subscription of Rs.10 p.m. for those employees who had opted out of the revised rate of subscription w.e.f. 1.1.1990.
3. In so far as the persons serving in the Indian Audit and Accounts Department are concerned, these Orders are issued in consultation with the Comptroller and Auditor General of India, as mandated under Article 148(5) of the Constitution of India.
4. Hindi version of these orders is attached.



(B. K. Manthan)

Deputy Secretary to the Government of India

To

1. All Ministries/Department of the Central Government as per standard list.
2. Copy with spare copies for information and necessary action to C&AG, UPSC, all State Government etc. as per standard list.

2022

CENTRAL GOVERNMENT EMPLOYEES GROUP INSURANCE SCHEME 1980

Contribution @ Rs. 10/- P.M upto 31.12.89 and Rs. 15 throughout after 1.1.90

Accumulated value of contribution from 1st January of year of Entry to the month and year of cessation

Year of cessation of membership - 2022

Month of cessation of membership

Year of Entry	Jan	Feb	Mar	April	May	June	July	Aug	Sept	Oct	Nov	Dec
1982	45509.30	45787.49	46067.31									
1983	41539.30	41794.14	42050.47									
1984	37964.61	38198.41	38433.60									
1985	34751.20	34966.11	35182.28									
1986	31877.84	32075.85	32275.02									
1987	29293.52	29476.33	29660.21									
1988	26985.48	27154.71	27324.93									
1989	24898.47	25055.42	25213.30									
1990	23049.49	23195.57	23342.50									
1991	20575.68	20707.21	20839.51									
1992	18386.66	18505.31	18624.66									
1993	16431.41	16538.56	16646.34									
1994	14701.45	14798.42	14895.96									
1995	13162.75	13250.68	13339.12									
1996	11798.33	11878.23	11958.60									
1997	10578.43	10651.15	10724.30									
1998	9503.05	9569.44	9636.23									
1999	8538.17	8598.90	8659.97									
2000	7688.07	7743.79	7799.84									
2001	6931.47	6982.74	7034.32									
2002	6259.89	6307.21	6354.81									
2003	5642.25	5685.94	5729.89									
2004	5086.74	5127.16	5167.82									
2005	4573.54	4610.94	4648.56									
2006	4099.41	4134.02	4168.84									
2007	3661.39	3693.43	3725.65									
2008	3256.73	3286.39	3316.22									
2009	2882.89	2910.35	2937.97									
2010	2537.52	2562.94	2588.52									
2011	2218.44	2241.99	2265.68									
2012	1923.43	1945.25	1967.19									
2013	1652.36	1672.58	1692.92									
2014	1403.66	1422.42	1441.29									
2015	1175.58	1192.99	1210.51									
2016	966.30	982.48	998.76									
2017	774.28	789.33	804.48									
2018	597.37	611.39	625.48									
2019	433.49	446.54	459.67									
2020	281.92	294.07	306.30									
2021	141.42	152.75	164.15									
2022	10.50	21.06	31.69									

Note:

Basis Used

From	To	Interest*
1-Jan-82	31-Dec-82	10.00%
1-Jan-83	31-Dec-86	11.00%
1-Jan-87	31-Dec-00	12.00%
1-Jan-01	31-Dec-01	11.00%
1-Jan-02	31-Dec-02	9.50%
1-Jan-03	31-Dec-03	9.00%
1-Jan-04	30-Nov-11	8.00%
1-Dec-11	31-Mar-12	8.60%

From	To	Interest*
1-Apr-12	31-Mar-13	8.80%
1-Apr-13	31-Dec-16	8.70%
1-Jan-17	31-Mar-17	8.00%
1-Apr-17	30-Jun-17	7.90%
1-Jul-17	31-Dec-17	7.80%
1-Jan-18	30-Sep-18	7.60%
1-Oct-18	30-Jun-19	8.00%
1-Jul-19	31-Mar-20	7.90%

From	To	Interest*
1-Apr-20	31-Mar-22	7.10%

Savings Fund : 68.75% from 1.1.82 to 31.12.87
70% from 1.1.88 and onwards

Insurance Fund : 31.25% from 1.1.82 to 31.12.87
30% from 1.1.88 and onwards

* Interest p.a compounded quarterly

No. 7(2)/EV/2016
Government of India
Ministry of Finance
Department of Expenditure

New Delhi, the 10th November, 2021

OFFICE MEMORANDUM

Sub: Central Government Employees Group Insurance Scheme-1980 - Tables of Benefits for the savings fund for the period from 01.10.2021 to 31.12.2021.

The Tables of Benefits for Savings Fund to the beneficiaries under the Central Government Employees Group Insurance Scheme-1980, which are being issued on a quarterly basis from 01.01.2017 onwards, as brought out in this Ministry's OM of even number dated 17.03.2017, for the quarter from 01.10.2021 to 31.12.2021, as worked out by IRDA based on the interest rate of 7.1% per annum (compounded quarterly) as notified by the Department of Economic Affairs as per their Resolution No. 5(4)-B(PD)/2021 dated 05.10.2021, are enclosed.

2. The Tables enclosed are of two categories as per the existing practice. As hitherto, the first Table of Benefits for the savings fund of the scheme is based on the subscription of Rs.10 p.m. from 1.1.1982 to 31.12.1989 and Rs.15 p.m. w.e.f. 1.1.1990 onwards. The second Table of Benefits for savings fund is based on a subscription of Rs.10 p.m. for those employees who had opted out of the revised rate of subscription w.e.f. 1.1.1990.

3. In so far as the persons serving in the Indian Audit and Accounts Department are concerned, these orders are issued in consultation with the Comptroller and Auditor General of India, as mandated under Article 148(5) of the Constitution of India.

4. Hindi version of these orders is attached.


(Ram Gopal)

Deputy Secretary to the Government of India

To

1. All Ministries/Department of the Central Government as per standard list.
2. Copy with spare copies for information and necessary action to C&AG, UPSC, all State Government etc. as per standard list.

374

FEDERAL GOVERNMENT EMPLOYEES GROUP INSURANCE ACT 1973
 Contribution @ Rs. 10/- throughout
 Accumulated value of contribution from 1st January of year of entry to the month and year of cessation
 Year of cessation of membership - 2021
 Month of cessation of membership

Year of Entry	Jan	Feb	Mar	April	May	Jun	July	Aug	Sept	Oct	Nov	Dec
1982	35173.04	35388.95	35502.07	35818.49	36004.37	36256.19	36475.39	36696.94	36919.79	37143.95	37368.43	37596.24
1983	31470.32	31668.47	31851.74	32056.15	32241.76	32448.41	32646.27	32845.30	33045.49	33246.87	33449.42	33653.17
1984	28141.86	28314.39	28487.94	28662.50	28838.09	29014.72	29192.39	29371.09	29550.86	29731.67	29913.56	30096.51
1985	25149.88	25304.81	25460.66	25617.42	25775.10	25933.71	26093.25	26253.73	26415.15	26577.53	26740.86	26905.15
1986	22463.26	22602.33	22742.27	22883.04	23024.66	23167.07	23310.34	23454.45	23599.41	23745.22	23891.89	24039.43
1987	20055.47	20180.44	20306.14	20432.58	20559.77	20687.70	20816.38	20945.83	21076.03	21207.00	21338.74	21471.25
1988	17907.57	18018.91	18132.90	18246.56	18360.88	18475.88	18591.56	18707.91	18824.95	18942.68	19061.10	19180.22
1989	15964.65	16055.56	16167.05	16269.15	16371.84	16475.14	16579.05	16683.57	16788.70	16894.45	17000.83	17107.82
1990	14235.36	14326.09	14417.36	14509.16	14601.51	14694.39	14787.82	14881.81	14976.34	15071.43	15167.08	15263.29
1991	12696.05	12779.74	12861.91	12944.57	13027.71	13111.34	13195.46	13280.07	13365.19	13450.80	13536.92	13623.54
1992	11333.97	11407.63	11481.73	11556.27	11631.24	11706.66	11782.51	11858.82	11935.57	12012.75	12090.44	12168.55
1993	10125.77	10192.33	10259.78	10326.63	10394.87	10463.51	10531.65	10599.99	10669.34	10739.10	10809.27	10879.85
1994	9047.49	9107.71	9168.28	9229.21	9290.50	9352.14	9414.15	9476.53	9539.27	9602.38	9665.86	9729.71
1995	8080.47	8145.05	8209.96	8275.20	8340.75	8406.64	8472.85	8539.39	8606.27	8673.48	8741.02	8808.91
1996	7241.70	7291.29	7341.16	7391.36	7441.84	7492.61	7543.68	7595.06	7646.73	7698.71	7750.99	7803.58
1997	6488.20	6533.37	6578.80	6624.49	6670.46	6716.69	6763.20	6809.98	6857.04	6904.37	6951.98	6999.87
1998	5816.98	5858.20	5899.66	5941.36	5983.31	6025.50	6067.94	6110.63	6153.58	6196.77	6240.22	6283.93
1999	5219.38	5257.08	5295.01	5333.15	5371.52	5410.12	5448.94	5487.99	5527.27	5566.78	5606.52	5646.50
2000	4695.98	4730.60	4765.43	4800.46	4835.69	4871.14	4906.79	4942.65	4978.72	5015.01	5051.51	5088.22
2001	4227.71	4259.58	4291.63	4323.88	4356.31	4388.94	4421.75	4454.76	4487.96	4521.36	4554.96	4588.75
2002	3806.47	3835.86	3865.42	3895.16	3925.07	3955.16	3985.42	4015.87	4046.49	4077.29	4108.27	4139.44
2003	3426.58	3453.74	3481.05	3508.53	3536.16	3563.99	3591.99	3620.05	3648.35	3676.81	3705.43	3734.23
2004	3079.83	3104.95	3130.21	3155.62	3181.18	3206.89	3232.75	3258.77	3284.94	3311.26	3337.74	3364.37
2005	2760.94	2784.18	2807.56	2831.07	2854.73	2878.52	2902.45	2926.52	2950.74	2975.09	2999.59	3024.23
2006	2466.34	2487.85	2509.48	2531.24	2553.13	2575.15	2597.30	2619.57	2641.98	2664.52	2687.19	2710.00
2007	2194.17	2214.08	2234.10	2254.24	2274.50	2294.88	2315.38	2336.00	2356.74	2377.62	2398.59	2419.70
2008	1942.73	1961.16	1979.70	1998.34	2017.10	2035.96	2054.94	2074.02	2093.22	2112.53	2131.96	2151.50
2009	1710.44	1727.50	1744.66	1761.93	1779.29	1796.76	1814.32	1832.00	1849.77	1867.65	1885.64	1903.73
2010	1495.84	1511.64	1527.53	1543.51	1559.59	1575.77	1592.04	1608.40	1624.86	1641.42	1658.07	1674.83
2011	1297.58	1312.21	1326.93	1341.74	1356.63	1371.61	1386.68	1401.83	1417.08	1432.41	1447.84	1463.35
2012	1114.27	1127.83	1141.46	1155.18	1168.97	1182.85	1196.80	1210.84	1224.97	1239.17	1253.46	1267.83
2013	945.84	958.40	971.04	983.75	996.54	1009.40	1022.34	1035.35	1048.44	1061.61	1074.85	1088.17
2014	791.31	802.96	814.68	826.48	838.34	850.27	862.27	874.34	886.48	898.70	910.99	923.34
2015	649.58	660.40	671.29	682.24	693.25	704.33	715.47	726.68	737.95	749.29	760.70	772.18
2016	519.55	529.60	539.72	549.89	560.13	570.42	580.78	591.19	601.67	612.21	622.81	633.47
2017	400.23	409.59	419.00	428.46	437.98	447.56	457.19	466.88	476.63	486.43	496.29	506.21
2018	290.31	299.02	307.78	316.59	325.45	334.36	343.33	352.35	361.42	370.55	379.73	388.96
2019	188.48	196.59	204.74	212.95	221.20	229.50	237.85	246.25	254.70	263.20	271.75	280.34
2020	94.30	101.85	109.45	117.09	124.78	132.52	140.30	148.12	155.99	163.91	171.87	179.89
2021	7.00	14.04	21.12	28.25	35.41	42.62	49.87	57.17	64.50	71.88	79.31	86.77

Note:

Basis Used			From To Interest*		
From	To	Interest*	From	To	Interest*
1-Jan-82	31-Dec-82	10.00%	1-Apr-12	31-Mar-13	8.80%
1-Jan-83	31-Dec-86	11.00%	1-Apr-13	31-Dec-16	8.70%
1-Jan-87	31-Dec-00	12.00%	1-Jan-17	31-Mar-17	8.00%
1-Jan-01	31-Dec-01	11.00%	1-Apr-17	30-Jun-17	7.90%
1-Jan-02	31-Dec-02	9.50%	1-Jul-17	31-Dec-17	7.80%
1-Jan-03	31-Dec-03	9.00%	1-Jan-18	30-Sep-18	7.60%
1-Jan-04	30-Nov-11	8.00%	1-Oct-18	30-Jun-19	8.00%
1-Dec-11	31-Mar-12	8.60%	1-Jul-19	31-Mar-20	7.90%
			1-Apr-20	31-Dec-21	7.10%

Savings Fund : 68.75% from 1.1.82 to 31.12.87
 70% from 1.1.88 and onwards

Insurance Fund : 31.25% from 1.1.82 to 31.12.87
 30% from 1.1.88 and onwards